

GUJARAT TECHNOLOGICAL UNIVERSITY
C. K. PITHAWALLA COLLEGE OF ENGINEERING AND TECHNOLOGY, SURAT (009)
CIVIL ENGINEERING DEPARTMENT
REPORT OF WEBINAR ORGANIZED
Academic Year 2020-21

Program was scheduled as per the given details

- **Topic** : Webinar on “3D Building Information Modelling (BIM) using Revit software
- **Date** : 12/02/2021
- **Day** : Thursday
- **Venue** : Civil Engineering Department, CKPCET, Surat
- **Student Class** : CKPCET (All students)
- **No. of Participants** : 40

- **Program Schedule** :

Time	Event	Managed By
2.00 to 3.30 pm	Webinar on “3D Building Information Modelling (BIM) using Revit software “	Mital J. Dholawala Maitri D. Mistry

- **Brief Report** :

- Mr. Hardik Archaya, Director, Mechsacle Design & Engineering Institute, Surat has conducted webinar on “3D Building Information Modelling (BIM) using Revit software”
- The webinar was organized for all students of CKPCET to get guidance for 3D Building Information Modelling (BIM) using Revit software.
- The basic concepts and application of Revit software in the field of building drawing were discussed to increase the imagination power of the students required to establish 2D & 3D Building drawing.
- The students were given a demonstration on use of different commands of Revit software to develop 2D and 3D building drawing.
- The difference between building drawing in AutoCAD and Revit has been discussed in detail.

Navyug Vidhyabhavan Trust
C. K. Pithawala College of Engineering & Technology, Surat



Webinar on
"3D Building Information Modelling (BIM) Using Revit Software"


Coordinators:
Prof. Mital J. Dholawala
Mrs. Maitri Mistry




Register: 

Speaker:
Mr. Hardik Acharya,
Director,
Mechscale Design & Engineering Institute, Surat

Date: 12-02-2021
Time: 2:00pm to 3:30pm




CIVIL | ARCHITECTURE



Working with Revit.

- Revit Architecture works on in built components library, Users have to change their dimension as per requirement,
- E.g. Door, Window, Wall, Roof, Ceiling, etc..
- Also, user can be loaded external using component tools
- Get area of specific place easily e.g. rooms kitchen etc..
- Annotate – dimension, text, tag etc..
- Section can be created on single line within details
- Self created elevation of 4 sides, of any types of works
- Schedule & quantities, Costing can be easily find
- Rendering
- Drawing Sheets
- Revit files can be export in various extension... DWG,FBX, etc..



call: +91 8238644801 | email: mechscale@gmail.com

